



SHELBURNE
MUSEUM



Family Fun Guide

Life on the *Ti*: Self-Guided Tour

Welcome aboard the Steamship *Ticonderoga*! This restored steamboat was built in 1906. It is a National Historic Landmark and the last walking beam side-wheel passenger steamer in existence. In 1955, it was moved two miles overland from Lake Champlain to Shelburne Museum and is one of the Museum's most popular attractions. We hope you enjoy exploring the steamboat with your group!

Tips for Adults:

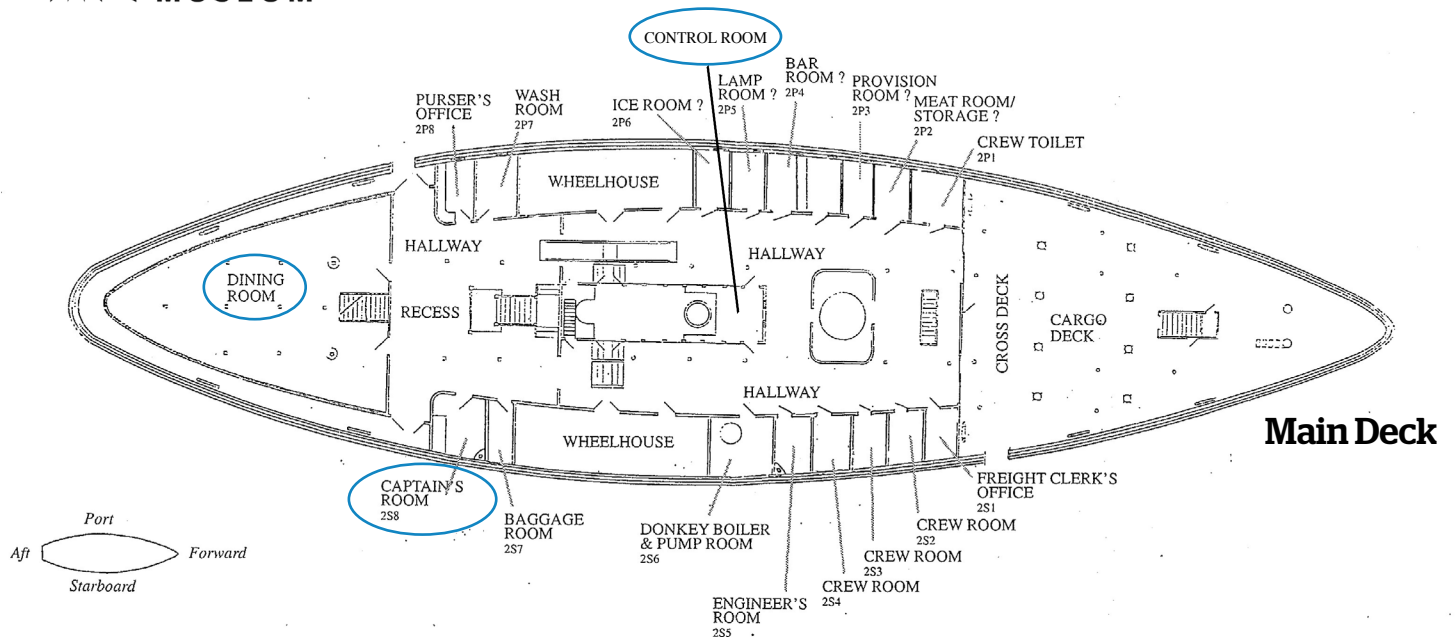
- This activity is meant to be a **shared experience for children and adults**. Support the children in your group by reading the information panels together and engaging them with the questions in this guide.
- The layout images provided in this guide will help you find your way.
- It's ok if you don't complete all the tasks! Visit as many or as few of these locations as you would like.
- **Help keep everyone safe!** As you explore the ship, watch for steep, narrow staircases, low ceilings, high ledges, and uneven surfaces. Stay close to your group and remind them to move carefully in this unique space.
- If you need any assistance, the knowledgeable *Ticonderoga* Guides are always happy to help!



Unidentified photographer, *The Ticonderoga leaving St. Albans Bay on an Independence Day Excursion, July 4, 1907*. Gelatin silver print, 8 x 10 in. Collection of Shelburne Museum Archives. PS4.20.4-512.

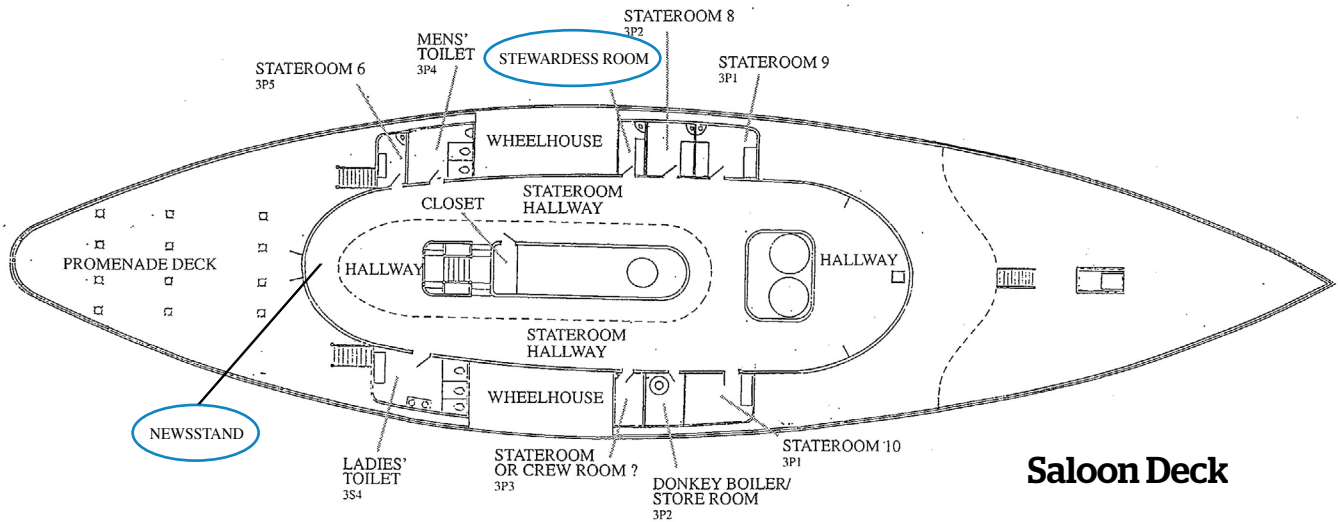
For almost 50 years, this 220-foot steamship transported people and goods across Lake Champlain, connecting Vermont and New York. Operating this vessel required a dedicated crew with a wide range of skills. Follow this tour to discover:

- **What were the different jobs on the *Ticonderoga*?**
- **What was each day like for those who worked on the ship?**
- **What was the experience of the passengers?**



When you first board the *Ti*, you will be on the **Main Deck**. On this deck, go find:

- **Control Room**
 - **Look:** What do you **see** in the Control Room? What do you **think** some of the things you see in the Control Room (bells, gauges, levers, etc.) are used for? What do you **wonder** about the Control Room?
 - **Imagine** you were the Engineer working in the control room. What would it **sound** like? What would it **feel** like? What do you **think** you would be doing?
 - **Bonus:** When you go up the next level, you can look down into the Control Room from above!
- **Captain's Stateroom**
 - **Read and Learn:** What was the Captain's name? What was his job?
 - **Look:** What do you see in his room? (Be sure to look high and low!) If you were a ship's captain today, what would be in your room?
 - **Imagine** you were the Captain. Act out something you may say as the Captain. How might you say it? Give it a try!
- **Dining Room**
 - **Read** the menu. Notice the food options and the prices. What would you order from this menu? If you could write the menu yourself, what would you eat?
 - **Look** carefully around the Dining Room. **Imagine** you were a passenger eating here. What would it **sound** like during a busy dinner time? What would it **smell** like? What would you **wear** to this fancy meal?



Next, head up to the **Saloon Deck** using the grand staircase near the Dining Room. On your way up the stairs:

- Take a look at the floor that looks like puzzle pieces!
- Make a quick stop at the big **mirror**. Strike a pose, make a silly face or do a dance.

When you get to the Saloon Deck, go find:

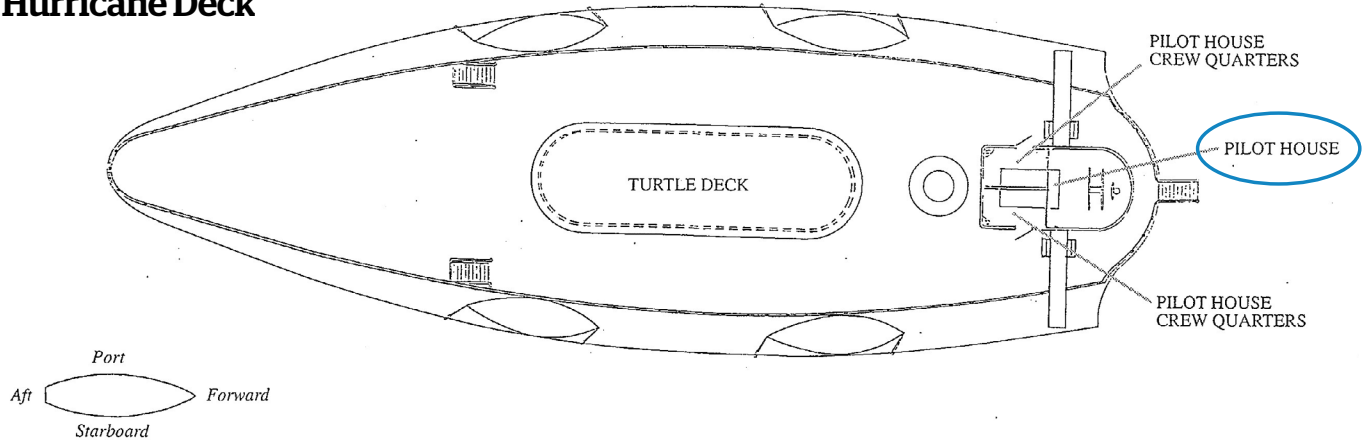
- **Stewardess' Stateroom**
 - **Read and Learn:** What was the Stewardess' name? What were some of the tasks she had to do as part of her job?
 - **Imagine:** What would be some challenges of this job? What would be the best parts of this job?

As you walk around the **Saloon Deck**, peek inside a few of the other rooms! How do they compare to one another?

Bonus:

- Look down on the Control Room from above!
- Visit the writing desk at the front of this deck. Use the *Ticonderoga* stationery to **write** a note or **draw** a picture to help you remember your voyage today.
- Find the newsstand at the back (aft) of this deck. **Imagine:** What would you buy to make your journey on the *Ticonderoga* even more fun?

Hurricane Deck



From the **Saloon Deck**, climb the stairs next to the **Newsstand**. This will take you to the **Hurricane Deck**. From here, find the **Pilot House**, which is the highest point on the ship. *Please note: If it is extremely hot or rainy, the upper deck may be closed to keep visitors and staff safe.*

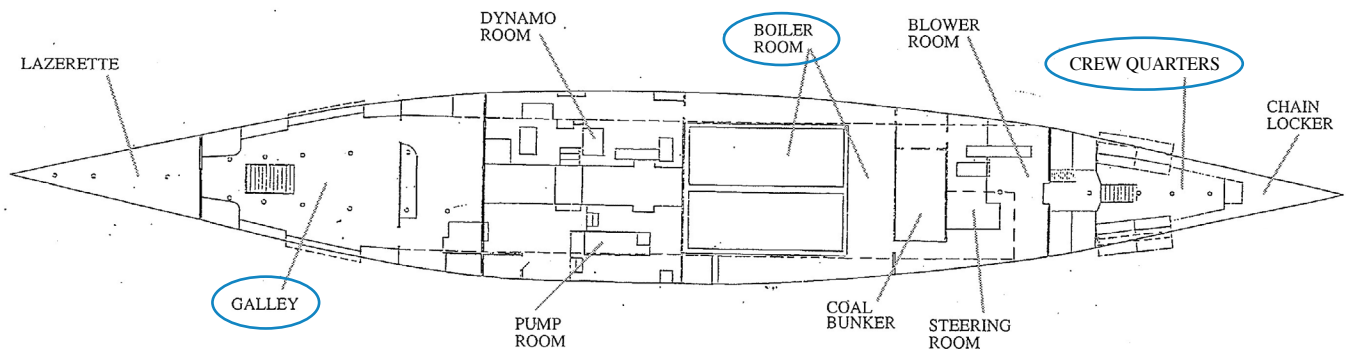
- **Pilot House**

- **Look:** What do you see in the Pilot House? What was the Pilot's job? Come up with some questions of your own and ask the Guide!
- **Imagine** you are the Pilot. What would you be doing? What are some things you would be saying? Act it out!



Unidentified photographer, Unidentified man, Elizabeth Shoemaker of the Greater Vermont Association, Electra Havemeyer Webb, and Ralph Nading Hill in front of the Pilot House of the Ticonderoga, 1951. Gelatin silver print, 8 x 10 in. Collection of Shelburne Museum Archives. PS4.20.13-30.

Engine Deck



The last few stops on your journey today will be on the **Engine Deck**, which is like the basement of the ship. Start heading back downstairs to the **Dining Room**. Before you enter the Dining Room, **gently push the button** on the model of the *Ticonderoga* to **see** and **hear** the walking-beam engine and paddlewheel in action!

After you enter the Dining Room, follow the staircase down. They are steep, so watch your step! At the bottom of the stairs, you will be in the **Galley**. ("Galley" is the nautical term for the kitchen on a boat!)

- **Galley**
 - **Look:** What do you see in the Galley? How is this kitchen similar and different from your kitchen?
 - **Read and Learn:** How many meals were prepared here each day?
 - **Imagine** the crew was busy getting meals ready for the passengers. What would it **sound** like in here? What would it **look** like? **Smell** like? **Feel** like?

Now walk carefully through the Dynamo Room and the Pump Room. Look all around you—but be extra careful to mind your head and watch you step! **Imagine:** What would it be like to walk through these rooms when the *Ticonderoga* was rocking back and forth on a windy day on Lake Champlain?

- **Boiler Room**
 - **Look:** What words would you use to **describe** this room and the equipment in it?
 - **Read and Learn:** What was the job title of the men who worked in this space?
 - **Imagine:** The men working in this space shoveled coal into the boilers all day long. What would it **look** like here? **Feel** like? **Sound** like? **Smell** like?
- **Crew Quarters**
 - **Read and Learn:** Who stayed in this room?
 - **Look:** What do you **see**? What do you **wonder** about?
 - **Imagine:** What would it be like to live here all summer? What would it **feel** like? **Sound** like? **Smell** like?



Unidentified photographer, *The Ticonderoga* on Lake Champlain, 1951. Gelatin silver print, 8 x 10 in. Collection of Shelburne Museum Archives. PS4.20.4-29.

Whenever you are ready, carefully climb the steep stairs up to the **Cargo Deck**. This is where your journey ends! Before you head back to land, here are some things to **think and talk about with your group**:

- **Look** around the **Cargo Deck**. What do you **see**? What does this show you about what the *Ticonderoga* was used for?
- **Imagine** you worked on the *Ticonderoga*. What job would you want to have, and why? What job would be the most challenging for you, and why?
- Now that you have explored the ship, **imagine** you were a passenger. Where on the ship would you want to be for your ride? Outside on a deck? Inside on a comfy chair? The choice is yours!
- Why do you think people used the *Ticonderoga* to travel between New York and Vermont instead of using roads?
- What do you still **wonder** about working or traveling on the *Ticonderoga*?
- How might you learn more about these wonderings? If you're still on the boat, you could see if a friendly Guide has the answers. Or try visiting <https://www.vtfolklife.org/fieldnotes/tag/Ticonderoga> to see pictures and hear recordings of people who worked on the *Ticonderoga*!

We hope you enjoyed exploring the *Ticonderoga* today.
Thanks for being a great sailor!